



Yuasa Technisches Datenblatt

Yuasa L36-100 - Leisure-Batterien

Leistung

Spannung	12V
Kapazität 20 Std (vorgegeben)	100Ah
Kaltstartstrom (A) EN1	900A
Marine Cranking Amps (MCA)	1000A
Watt Hour	1200Wh

Abmessungen

Länge	353mm
Breite	175mm
Höhe	190mm



Maße und Gewichte

Durchschnittliches Gewicht inkl. Säure	23.3kg
--	--------

Gehäuseeigenschaften

Gehäusotyp	L5 DIN
Batteriehälter	B3
Ladezustandsanzeige	✓
Tragegriffe	✓
Entgasung	✓
Deckeltyp	SMF doppelwandige Deckelkonstruktion

Technologie

Flammschutz	✓
Technologie	Ca/Ca
Adskiller	PE
Empfohlener Ladestrom	7A

Anschlusspol Typ

T1

Standard DIN Post



Positive Terminal

Negative Terminal

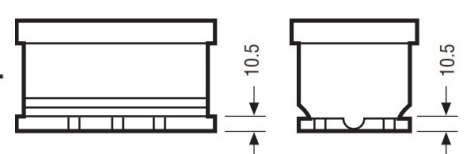
Zellenanordnung



0

Batteriehälter

B3



Datenblatt erstellt am 18/05/2025 - E&EO



Yuasa Technical Data Sheet

Yuasa L36-100 - Leisure Batteries

Performance

Voltage	12V
Capacity (20-hour)	100Ah
Cold Cranking Amps (EN1)	900A
Marine Cranking Amps (MCA)	1000A
Watt Hour	1200Wh

Dimensions

Length	353mm
Width	175mm
Height	190mm



Weights & Measures

Mean Weight with Acid	23.3kg
-----------------------	--------

Container Features

Case Type	L5 DIN
Hold Down	B3
State of Charge Indicator	✓
Handles	✓
End Venting	✓
Lid Type	SMF Double Lid

Technology

Flame Arrestor	✓
Technology	Ca/Ca
Separator	PE
Recommended Charge Rate	7A

Terminal Type

T1

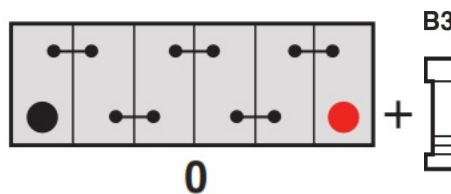
Standard DIN Post



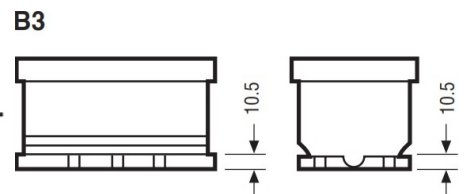
Positive Terminal

Negative Terminal

Cell Assembly Layout



Battery Hold-down



Data Sheet generated on 18/05/2025 - E&OE