



Yuasa Technisches Datenblatt

Yuasa 421 - Klassische Fahrzeugbatterien

Leistung

Spannung	6V
Kapazität 20 Std (vorgegeben)	56Ah
Kaltstartstrom (A) EN1	250A

Abmessungen

Länge	162mm
Breite	173mm
Höhe	224mm

Maße und Gewichte

Durchschnittliches Gewicht inkl. Säure	11.5kg
Säurevolumen	2.7 Liter



Gehäuseeigenschaften

Batteriehälter	N
Deckeltyp	Verschlußstopfen

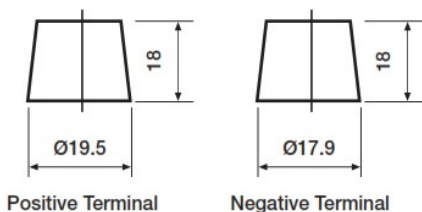
Technologie

Technologie	Sb/Sb
Adskiller	PE
Empfohlener Ladestrom	3A
Performance Marking	W1-C1-V1-E1

Anschlusspol Typ

T1

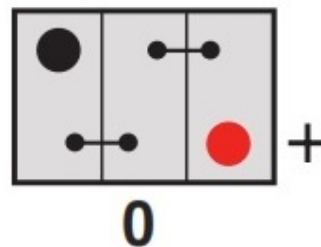
Standard DIN Post



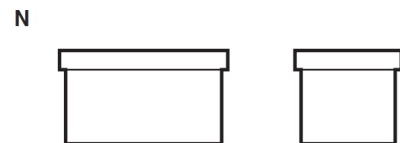
Positive Terminal

Negative Terminal

Zellenanordnung



Batteriehälter



Datenblatt erstellt am 06/08/2024 - E&EO



Yuasa Technical Data Sheet

Yuasa 421 - Classic Vehicle Batteries

Performance

Voltage	6V
Capacity (20-hour)	56Ah
Cold Cranking Amps (EN1)	250A

Dimensions

Length	162mm
Width	173mm
Height	224mm

Weights & Measures

Mean Weight with Acid	11.5kg
Acid Volume	2.7 litres



Container Features

Hold Down	N
Lid Type	Raised Plug

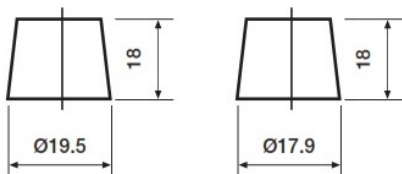
Technology

Technology	Sb/Sb
Separator	PE
Recommended Charge Rate	3A
Performance Marking	W1-C1-V1-E1

Terminal Type

T1

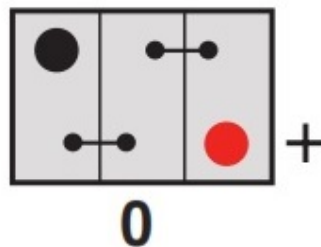
Standard DIN Post



Positive Terminal

Negative Terminal

Cell Assembly Layout



Battery Hold-down



Data Sheet generated on 06/08/2024 - E&OE